

CALVARY UNIVERSITY



2022 Graduate Survey Report

May 2022

SUBJECT: 2022 Calvary Graduate Survey

The following report is the result of the 2022 Graduate Survey. The survey was administered to graduating students prior to commencement using Survey Monkey. All graduating students were invited by email to participate. Out of 91 graduates 73 submitted surveys for a response rate of 80%. These results are provided so that they may be incorporated to guide decision making for institutional and departmental changes and for use in 2021 department assessment reports.

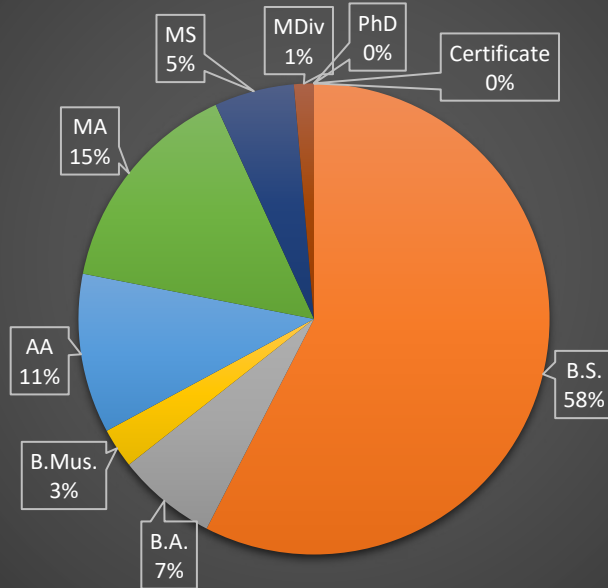
Copies of the 2022 University Graduate Survey Report will be given to the President's Cabinet, the Retention Committee, and the Institutional Effectiveness Committee. The report will also be placed on shared files for use by all departments and committees.

For raw data or more detailed information, please contact the Office of Institutional Effectiveness.

Signed,

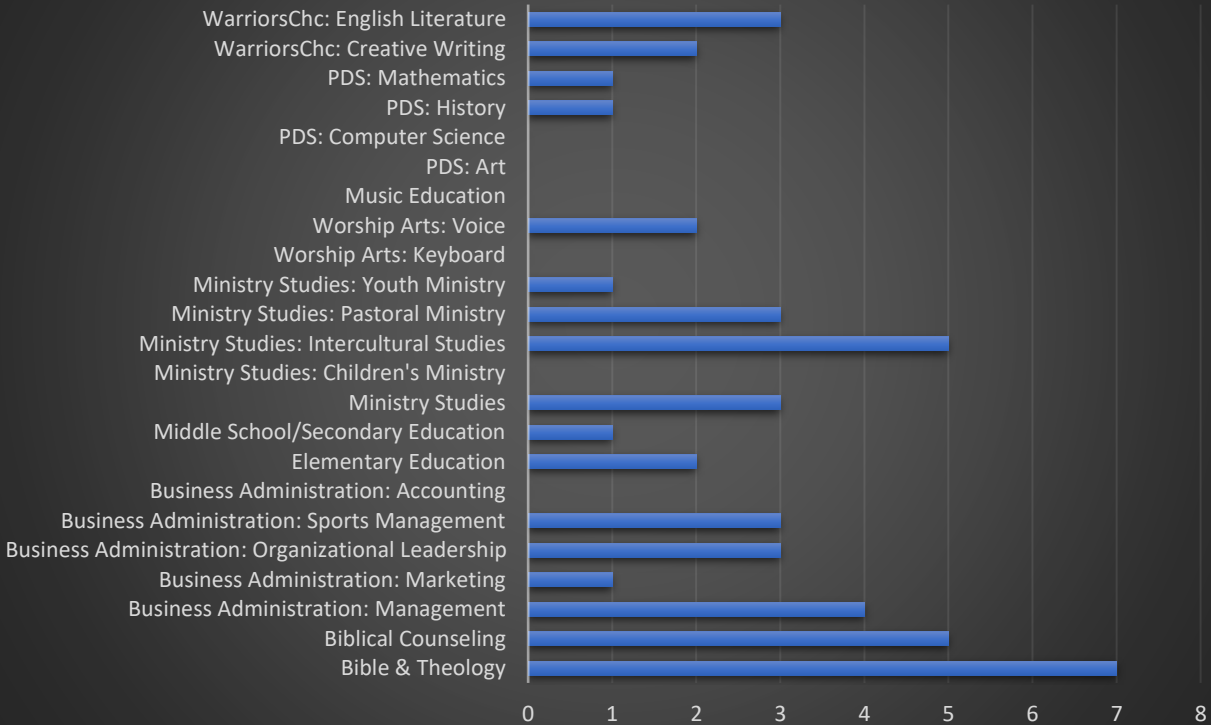
Dr. Allan Henderson
Vice President of Institutional Effectiveness
Chairman: Institutional Effectiveness Committee

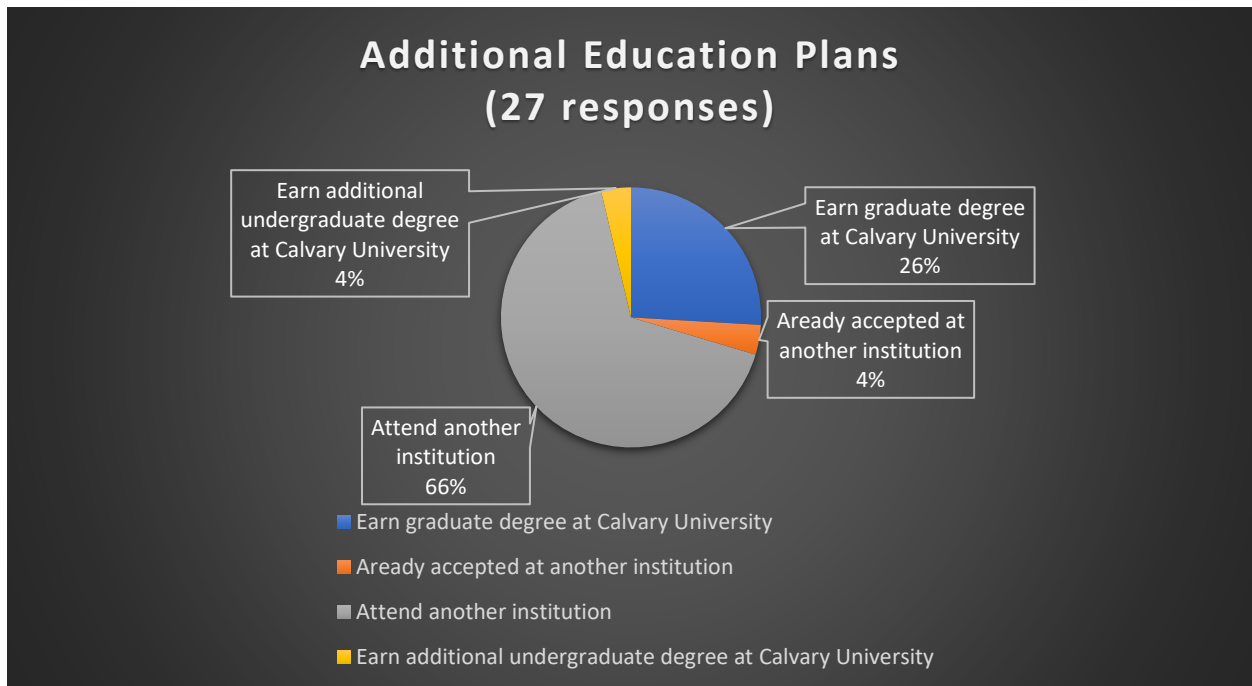
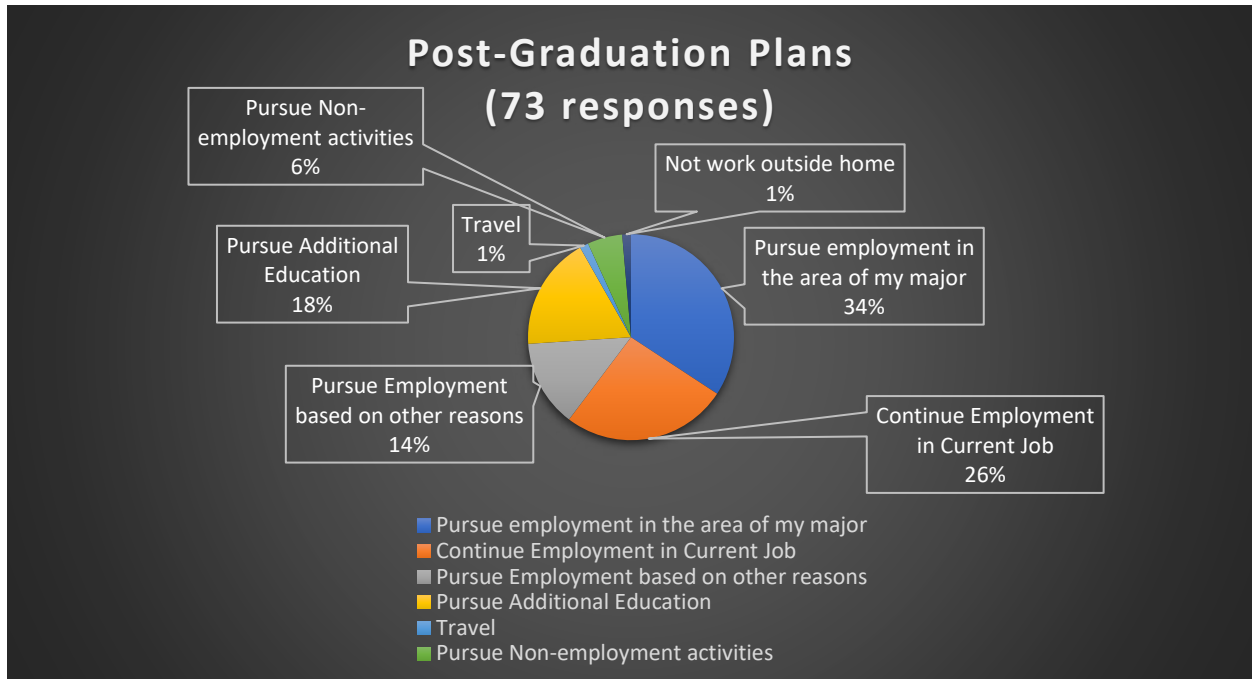
Degree Earned (57 undergraduates; 73 total responses)

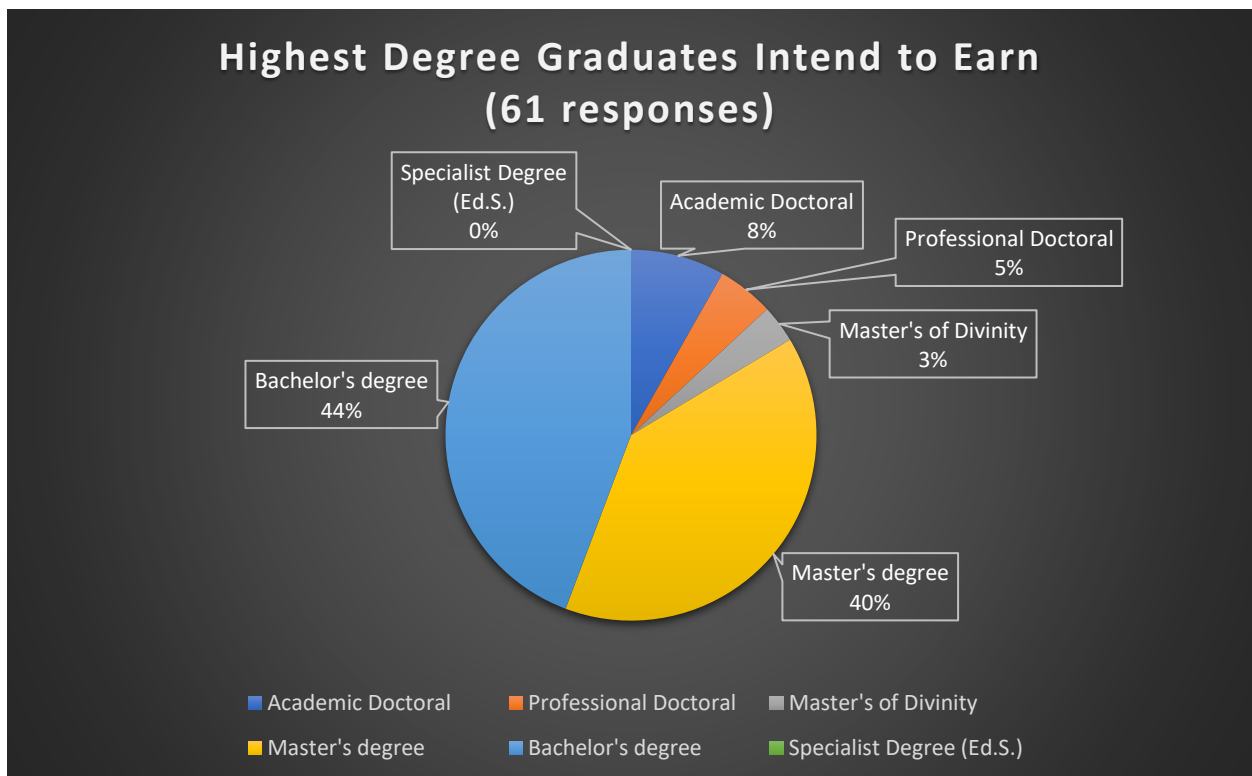
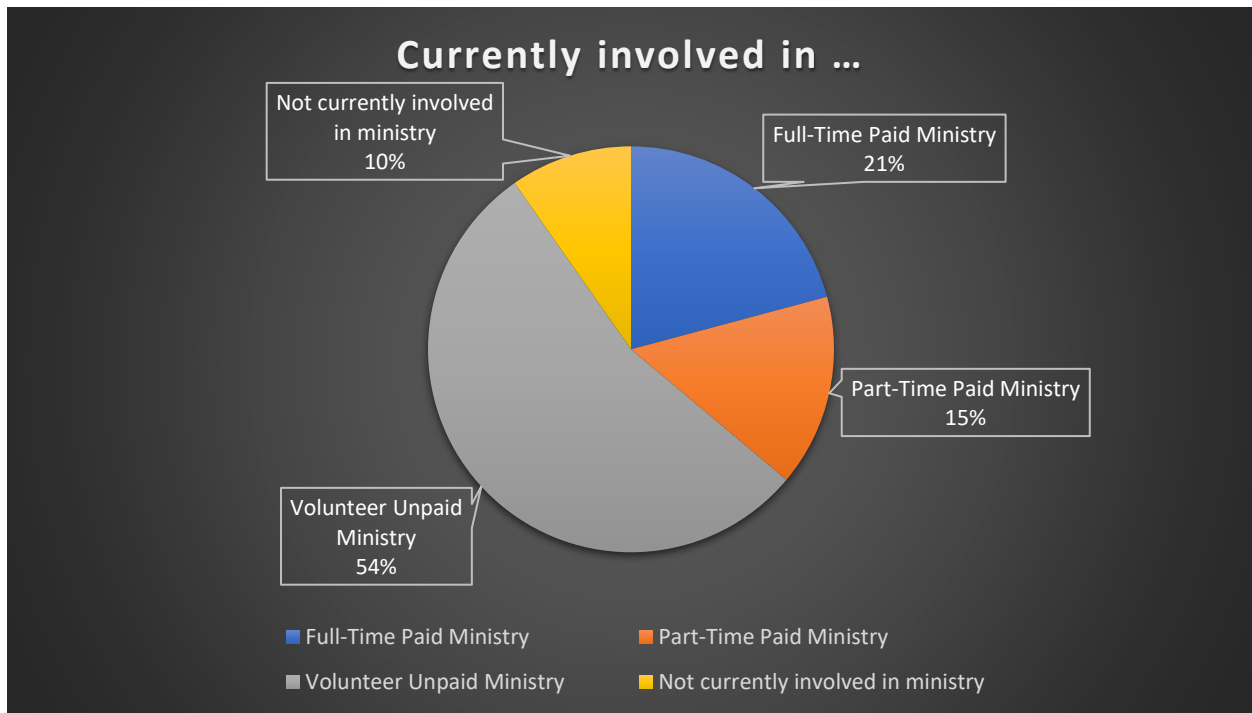


■ B.S. ■ B.A. ■ B.Mus. ■ AA ■ MA ■ MS ■ MDiv ■ PhD ■ Certificate

Undergraduate Majors







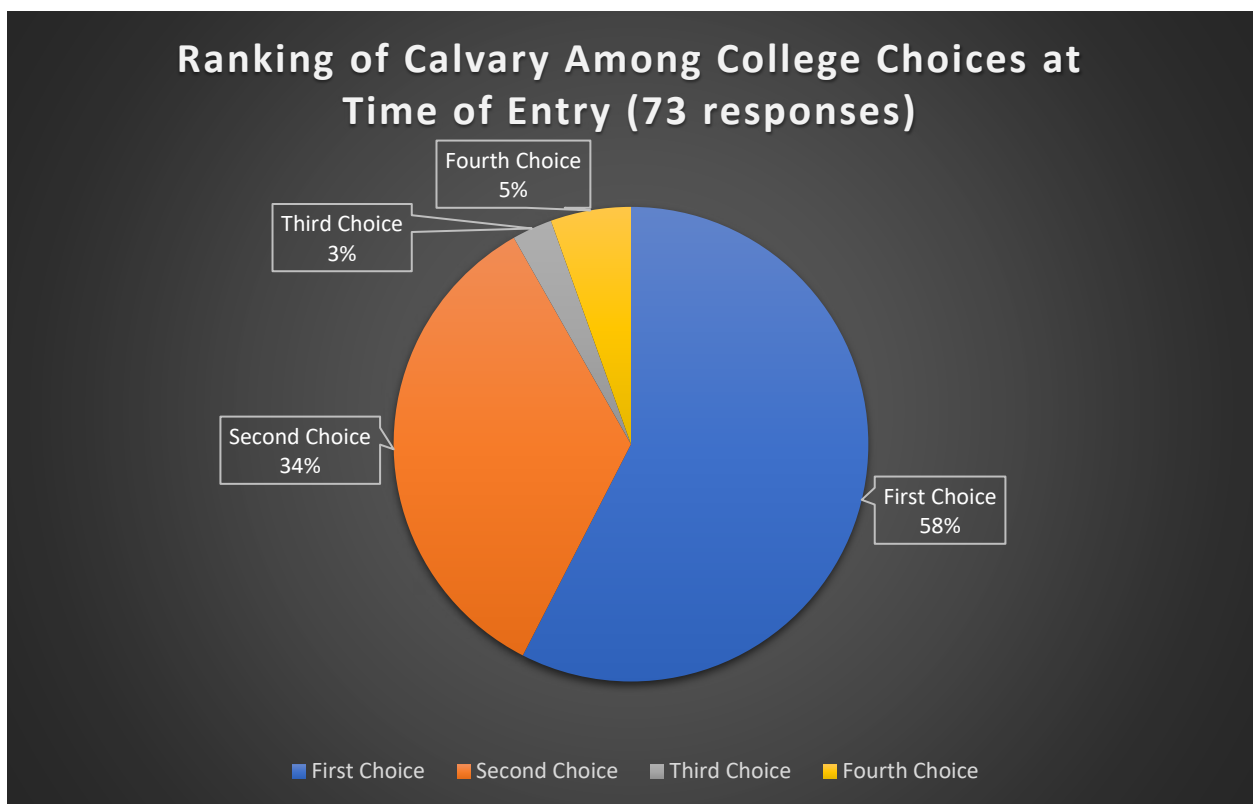
2022 Graduate Debt Responses

The 2022 Graduate Survey had technological errors in the questions concerning graduate debt; therefore, the following answers could not be calculated:

Of those graduating with debt, average debt load: N/A

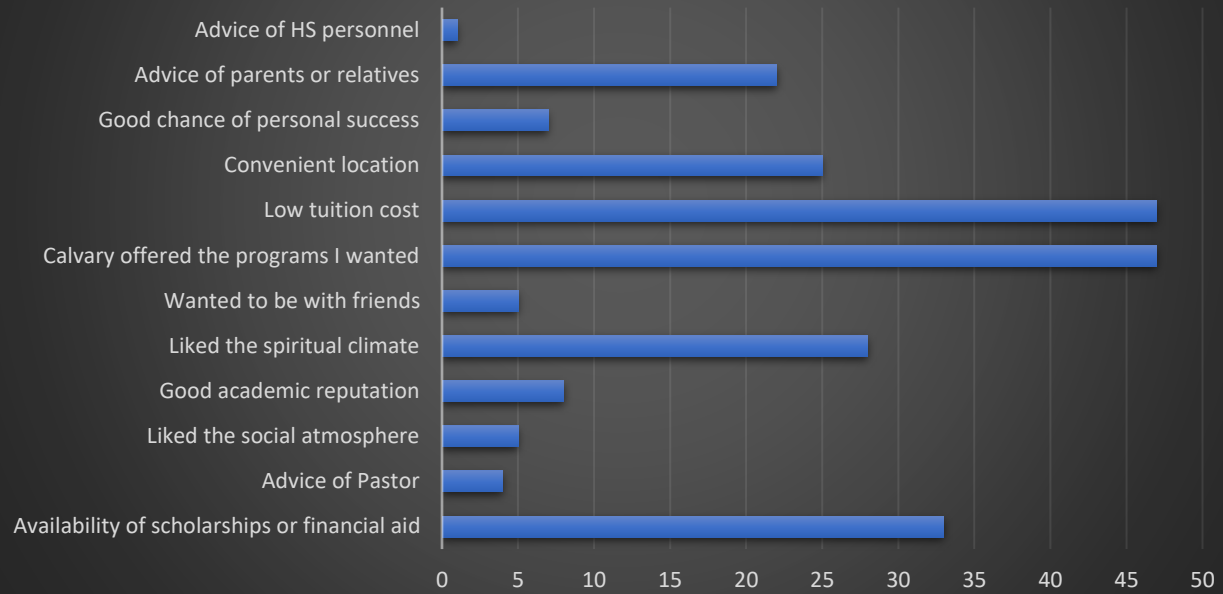
Number of students responding with debt: N/A

Number of students responding with no debt: N/A



Reasons for Attending Calvary

Respondents could choose more than one
(73 responses)



Graduates' Experience of Calvary's Effectiveness

Graduates were asked to evaluate and rate the effectiveness of various institutional services based upon the graduate's personal experience on a scale of 1 to 5; 1 being very dissatisfied and 5 being very satisfied. Beginning in 2021, graduates could also respond that they were neither satisfied, nor dissatisfied.¹

Service or Activity	2022		2021		2020	2019		2018	
	4.09	B-	4.00	B-	No survey	4.33	B+	4.20	B
Admissions	4.09	B-	4.00	B-	No survey	4.33	B+	4.20	B
Registrar	4.18	B	4.19	B	No survey	4.22	B	4.33	B+
Academic Advising	4.26	B	4.21	B	No survey	4.12	B-	4.33	B+
Accommodations Support Office	4.27	B	4.16	B	Accommodations Support Office not rated before 2021				
Clark Academic Center	4.40	B+	4.16	B	No survey	4.35	B+	4.22	B
Intercollegiate Athletics Programs	4.31	B	4.14	B	No survey	3.82	C	3.80	C
Recreational Activities	3.91	C+	3.76	C	No survey	3.78	C+	3.72	C
Financial Aid Office	3.77	C	3.45	D+	No survey	4.00	B	4.39	B+
Cashier's Office	3.94	C+	3.85	C+	No survey	3.83	C+	4.37	B+
Billing and Payment Procedures	3.58	C-	3.38	D+	No survey	3.98	B	4.16	B
Dining Hall	3.88	C+	3.09	D-	No survey	3.76	C	4.00	B-
Library	4.40	B+	4.55	A-	No survey	4.30	B	3.86	C+
Warrior Café	4.56	A-	4.61	A-	No survey	4.55	A-	4.54	A-
Campus Security	4.20	B	4.22	B	No survey	4.31	B	4.43	B+
Internet Service	3.81	C	3.78	C	No survey	3.46	D+	3.09	D-
Chapel	3.95	C+	3.75	C	No survey	3.52	C-	4.23	B
Student Services	4.21	B	4.37	B+	No survey	3.86	C+	4.52	A-
Music Programs (Choir, Evidence, etc.)	4.18	B	4.19	B	No survey	4.09	B-	4.35	B+
Theatre Programs	4.20	B	4.05	B-	No survey	4.38	B+	4.19	B

¹ Grading Scale Cutoffs: 97= A+ | 93 = A | 90 = A- | B+ = 87 | B = 83 | B- = 80 | C+ = 77 | C = 73 | C- = 70 | D+ = 67 | D = 63 | D- = 60 | F = 0

Graduates' Satisfaction with Calvary

Graduates were asked to evaluate and rate their satisfaction with various aspects of Calvary based upon the graduate's personal experience on a scale of 1 to 5; 1 being very dissatisfied and 5 being very satisfied. Beginning in 2021, graduates could also respond that they were neither satisfied, nor dissatisfied.²

Aspect of Calvary	2022		2021		2020	2019		2018	
	B	B-	C+	C	No survey	B-	B	B	B
Testing and Grading System	4.05	B-	3.97	C+	No survey	3.84	C+	4.13	B
Quality of Instruction in Major	4.30	B	4.24	B	No survey	4.21	B	4.63	A
Availability of instructors	4.15	B	4.17	B	No survey	4.42	B+	4.75	A
Attitude of faculty toward students	4.30	B	4.00	B-	No survey	4.52	A-	4.12	B
Attitude of non-teaching staff toward students	4.38	B+	3.93	C+	No survey	4.35	B+	4.58	A-
Concern for you as individual	4.08	B-	4.00	B-	No survey	4.42	B+	4.54	A-
Variety of courses offered	4.21	B	3.87	C+	No survey	4.02	B-	4.13	B
Preparation for future occupation	4.13	B	3.79	C	No survey	4.14	B	4.43	B+
General registration process (including online registration)	4.22	B	4.21	B	No survey	4.26	B	4.50	A-
Opportunities for student employment	3.91	C+	3.62	C-	No survey	4.09	B-	4.29	B
Claims Calvary makes about program and services (deliver what was promised?)	4.25	B	4.00	B-	No survey	4.05	B-	4.42	B+
Theological distinctives of Calvary	4.34	B+	4.07	B-	No survey	4.30	B+	4.71	A

² Grading Scale Cutoffs: 97= A+ | 93 = A | 90 = A- | B+ = 87 | B = 83 | B- = 80 | C+ = 77 | C = 73 | C- = 70 | D+ = 67 | D = 63 | D- = 60 | F = 0

Preparation and Readiness

Graduates were asked to assess and rate their readiness for employment and ministry on a scale of 1 to 5; with 1 meaning they strongly disagreed and 5 meaning they strongly agreed with the statements below.³

Experience at Calvary	2022 B-		2021 B-		2020	2019 B-		2018 B	
Academic requirements for my coursework at CU were about right	4.00	B-	4.00	B-	No survey	3.84	C+	4.13	B
My education and related experience (PCM and other activities) prepared me to minister in my area of study	4.14	B	4.07	B-	No survey	4.21	B	4.63	A
If I could start college or grad school over, I would choose to attend CU	4.02	B-	3.63	C-	No survey	4.42	B+	4.75	A
If I could start college or grad school over, I would select same major area of study	4.04	B-	4.27	B	No survey	4.52	A-	4.12	B
My college education has improved my quality of life	4.26	B	3.93	C+	No survey	4.35	B+	4.58	A-
Extent CU education contributed to spiritual growth in a biblical and theological foundation for ministry and study	3.85	C+	3.97	C+	New question added in 2021				
Extent CU education contributed to spiritual growth in biblical philosophy of ministry	3.91	C+	3.81	C	New question added in 2021				
Extent your employment or anticipated employment is related to your major	4.10	B-	4.28	B	New question added in 2021				

³ Grading Scale Cutoffs: 97= A+ | 93 = A | 90 = A- | B+ = 87 | B = 83 | B- = 80 | C+ = 77 | C = 73 | C- = 70 | D+ = 67 | D = 63 | D- = 60 | F = 0

Calvary's Impact on Student Personal Growth

Graduates were asked to identify how much their education at Calvary contributed to their personal growth in the following on a scale of 1 to 5. One being very little and 5 being very much. Beginning in 2021, graduates could also respond with 0, none at all.⁴

Areas of Personal Growth	2022 D+		2021 D+		2020	2019 C		2018 B-	
Writing effectively	4.01	B-	3.61	C-	No survey	4.17	B-	3.88	C+
Speaking effectively	3.40	D+	3.18	D	No survey	3.6	C-	3.83	C+
Understanding written information	3.73	C	3.38	D+	No survey	3.91	C+	3.88	C+
Working independently	3.85	C+	3.47	D+		4.25	B	4.38	B+
Managing person/family finances	2.93	F	3.29	D	No survey	2.84	F	3.52	C-
Learning on my own	3.69	C	3.65	C-	No survey	3.86	C+	4.29	B
Understanding graphic information	2.98	D-	3.36	D+	No survey	3.35	D+	3.30	D
Using the Library	3.09	D-	3.08	D-	No survey	3.28	D+	3.43	D+
Following directions	3.25	D	3.10	D-	No survey	3.56	C-	3.62	C-
Understanding consumer issues	2.91	F	3.33	D	No survey	3.65	C	3.13	D-
Caring for my own physical health	3.00	D-	2.83	F	No survey	3.00	D-	3.35	D
Caring for my own spiritual health	3.90	C+	3.60	C-	No survey	3.81	C	4.70	A
Working cooperatively as a group	3.20	D	3.19	D	No survey	3.30	D	4.17	B
Organizing time effectively/time management	3.75	C	3.59	C-	No survey	3.77	C	4.21	B
Recognizing rights and responsibilities as a citizen	3.00	D-	3.36	D+	No survey	2.98	D-	3.70	C
Planning and carrying out projects	3.67	C	3.66	C	No survey	3.79	C	4.14	B-
Preparedness to biblically evaluate different philosophies and cultures	3.82	C	3.69	C	No survey	4.23	B	4.54	A-
Understanding and appreciating the arts	3.38	D+	3.56	C-	No survey	3.53	C-	3.75	C
Understanding and applying the scientific principles and methods	2.91	F	3.33	D	No survey	3.12	D-	3.04	D-
Living according to a biblical worldview	4.01	B-	4.00	B-	No survey	4.26	B	4.83	A
Persisting at difficult tasks	Questions removed before 2021				No survey	4.05	B-	4.43	B+
Defining and solving problems					No survey	3.84	C+	4.42	B+
Understanding the interaction of people and their environment					No survey	3.98	B-	4.39	B+
Leading and guiding others					No survey	3.81	C	4.60	A-

Recognizing assumptions, making logical inferences and reaching the correct conclusions	Questions removed before 2021	No survey	4.00	B-	4.33	B
Foundational understanding of the Holy Scripture and CU Doctrinal Statement		No survey	4.30	B	4.79	A

⁴ Grading Scale Cutoffs: 97= A+ | 93 = A | 90 = A- | B+ = 87 | B = 83 | B- = 80 | C+ = 77 | C = 73 | C- = 70 | D+ = 67 | D = 63 | D- = 60 | F = 0

Sources of Funding

Graduates were asked to indicate on a scale of 0 to 5 (0 not at all, 1 very little – 5 very much) the level of financial support they received from the categories below. *Mean* refers to the average response.

Sources of Funding	2022		2021		2020		2019		2018	
	% Indicating Support	Mean	% Indicating Support	Mean	% Indicating Support	Mean	% Indicating Support	Mean	% Indicating Support	Mean
Parents, relatives or friends	46%	3.5	61%	3.6	No survey		71%	3.6	42%	3.9
Employment by Calvary	29%	2.8	42%	3.3	No survey		New question in 2021			
Employment, while attending school	81%	3.9	76%	3.7	No survey		68%	3.4	41%	4.0
Summer employment	47%	3.3	55%	3.5	No survey		78%	3.9	17%	3.5
Personal savings	76%	3.3	82%	3.5	No survey		66%	3.3	16%	3.3
Spouse's income	18%	3.7	24%	3.9	No survey		66%	3.3	41%	3.3
Social Security benefits	7%	3.2	11%	4.3	No survey		50%	2.5	20%	3.3
Veteran's benefits	6%	4.8	13%	4.4	No survey		80%	4.0	20%	3.3
Educational grants (Pell, Private, etc.)	51%	3.6	55%	3.9	No survey		87%	4.4	19%	4.3
Scholarships from Calvary	75%	3.7	68%	3.3	No survey		72%	3.8	17%	3.8
Scholarships - other sources (Private, Federal, etc.)	33%	3.2	29%	3.3	No survey		69%	3.5	17%	4.0
Loans (Student loans, bank loans, etc.)	28%	4.2	39%	4.3	No survey		80%	4.0	32%	4.2
Reimbursement by employer	14%	2.9	16%	4.2	No survey		63%	3.2	17%	4.2
Other	13%	2.6	11%	3.3	No survey		70%	3.5	17%	3.3

Written Comments

No comments were collected as part of the 2022 Graduate Survey.