



2024 Graduate / Seminary Graduation Survey Report

May 2024

SUBJECT: 2024 Calvary Graduate / Seminary Graduation Survey

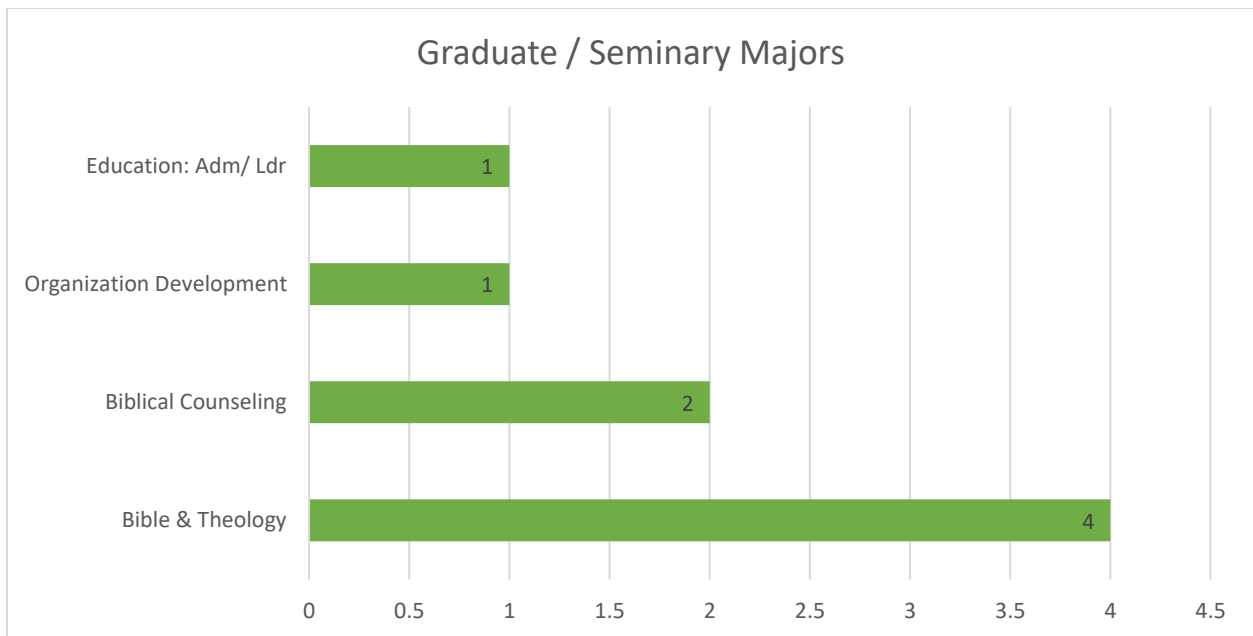
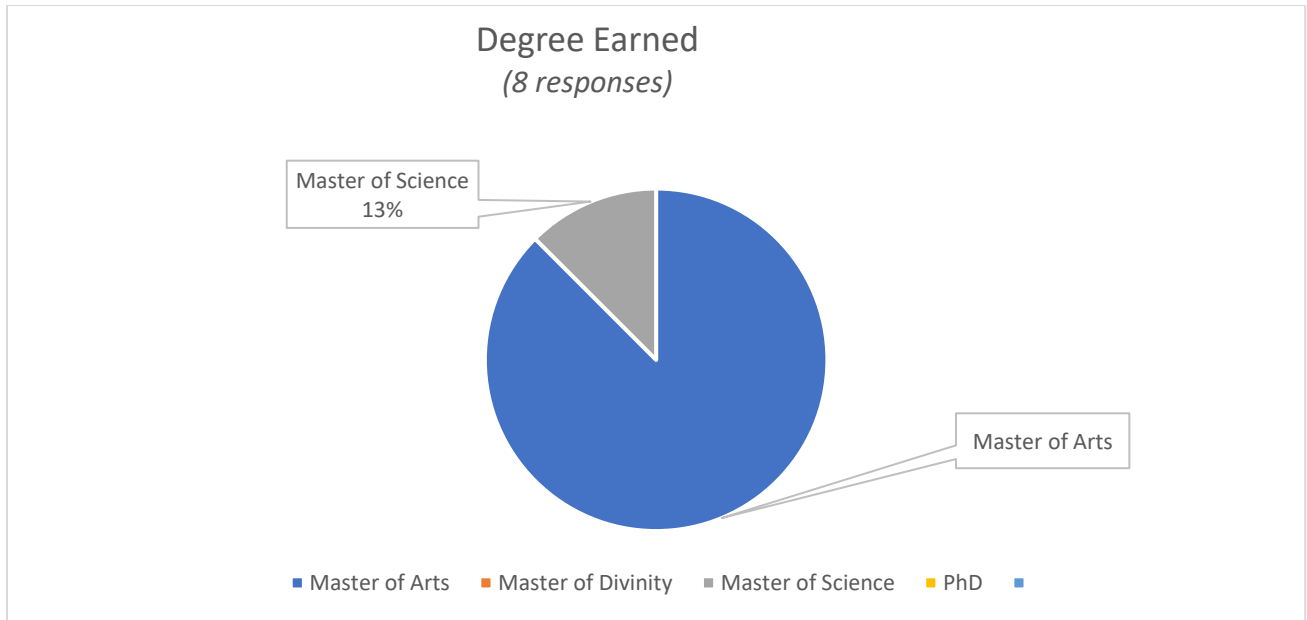
The following report is the result of the 2024 Graduation Survey. The survey was administered to graduating students prior to Commencement using Microsoft Forms. All graduating graduate and seminary students were invited by email to participate. Out of 9 graduates, 8 submitted surveys for a response rate of 89%. These results are provided so that they may be incorporated to guide decision making for institutional and departmental changes and for use in 2024 department assessment reports.

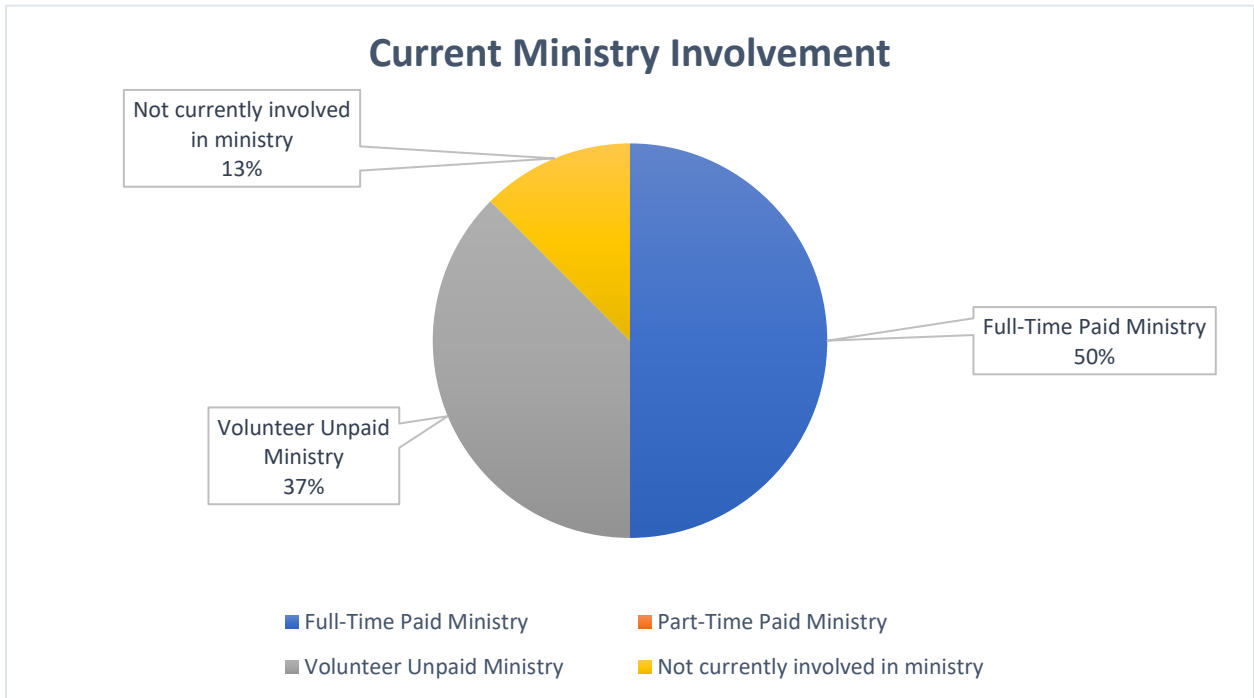
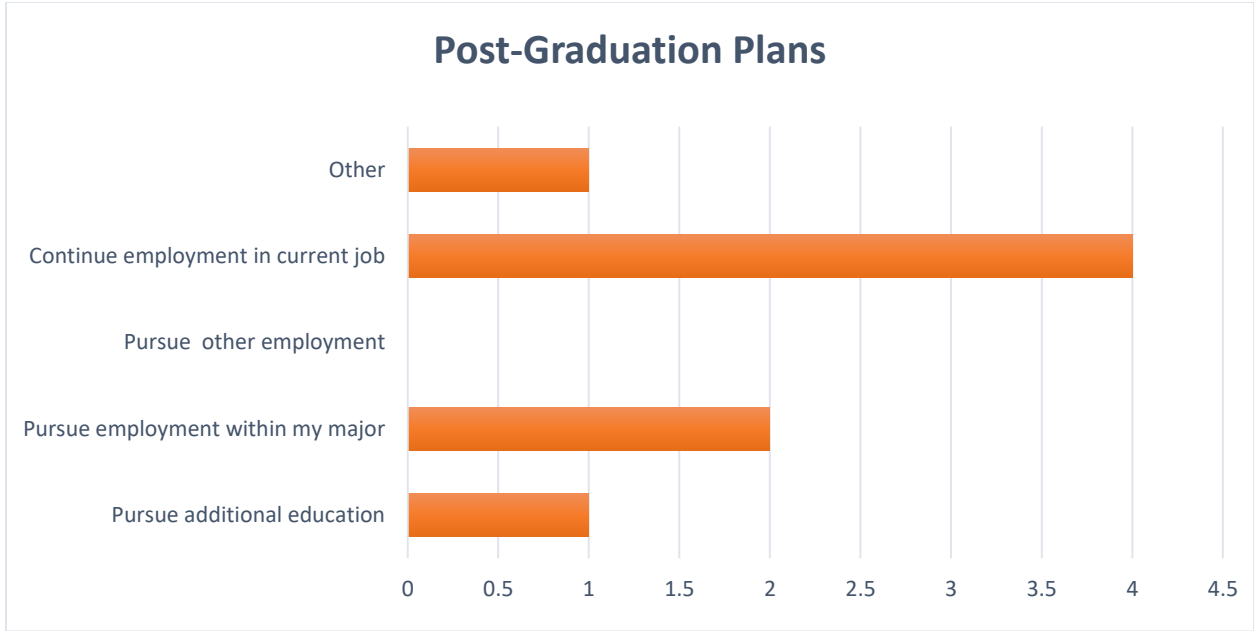
Copies of this Report will be given to the President's Cabinet, the Retention Committee, and the Institutional Effectiveness Committee. The report will also be placed on shared files for use by all departments and committees.

For raw data or more detailed information, please contact the Office of Institutional Effectiveness.

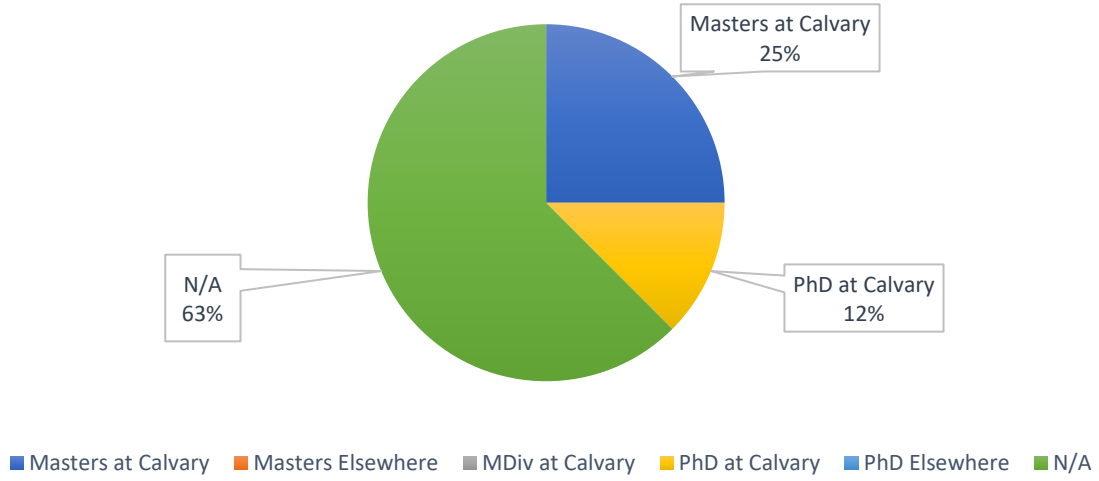
Signed,

Dr. Teddy Bitner
Interim Director of Institutional Effectiveness
Chairman: Institutional Effectiveness Committee

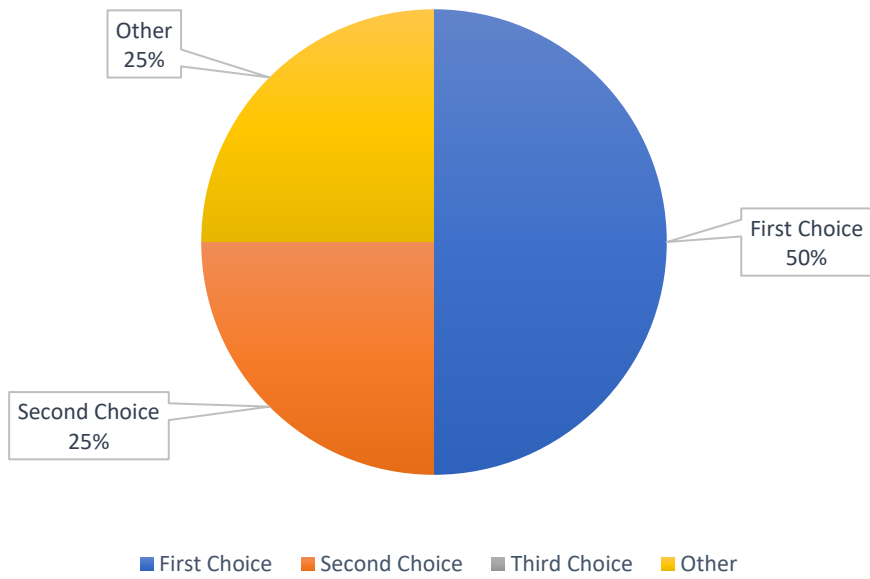




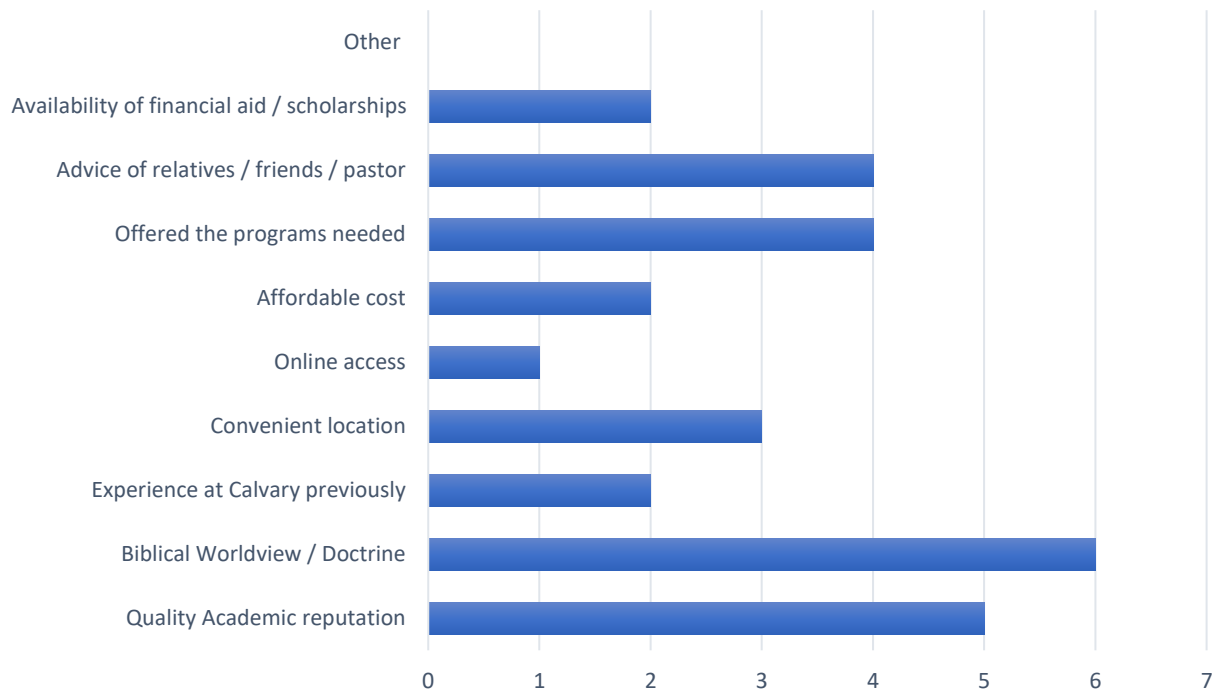
Highest Degree Graduates Intend to Earn (8 responses)



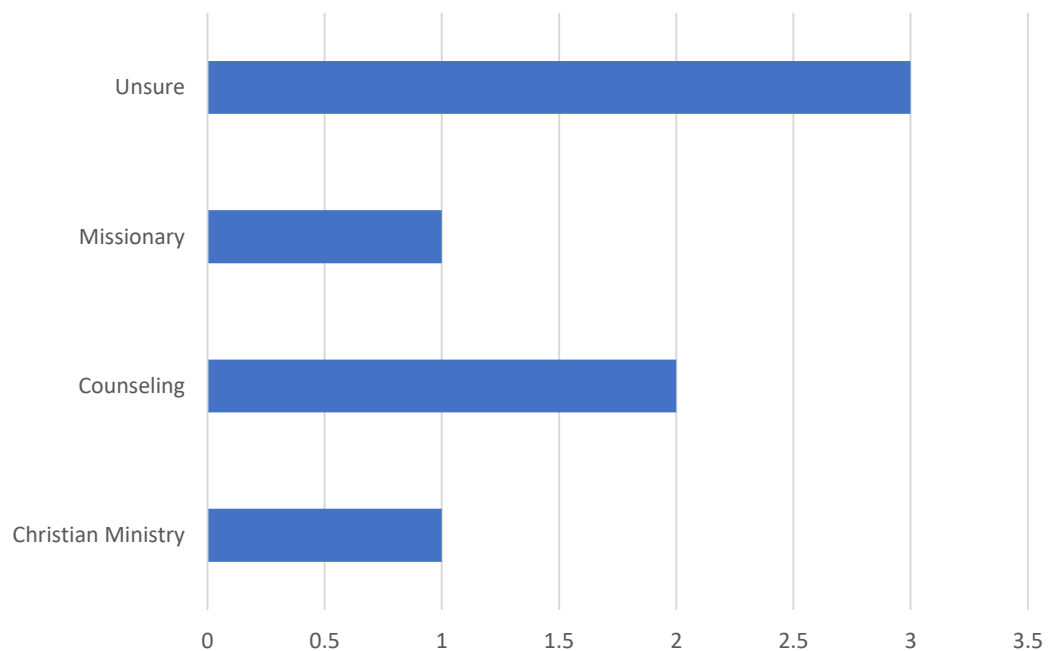
Ranking of Calvary Among Choices at Time of Entry (8 responses)

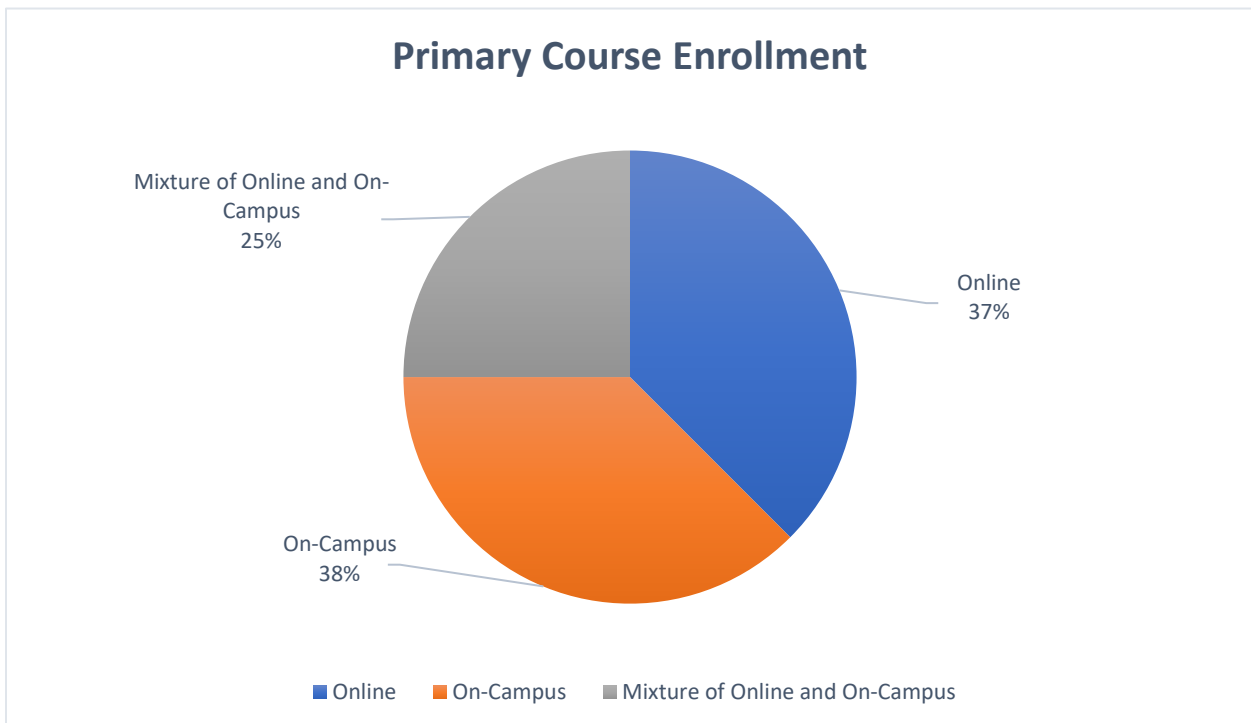
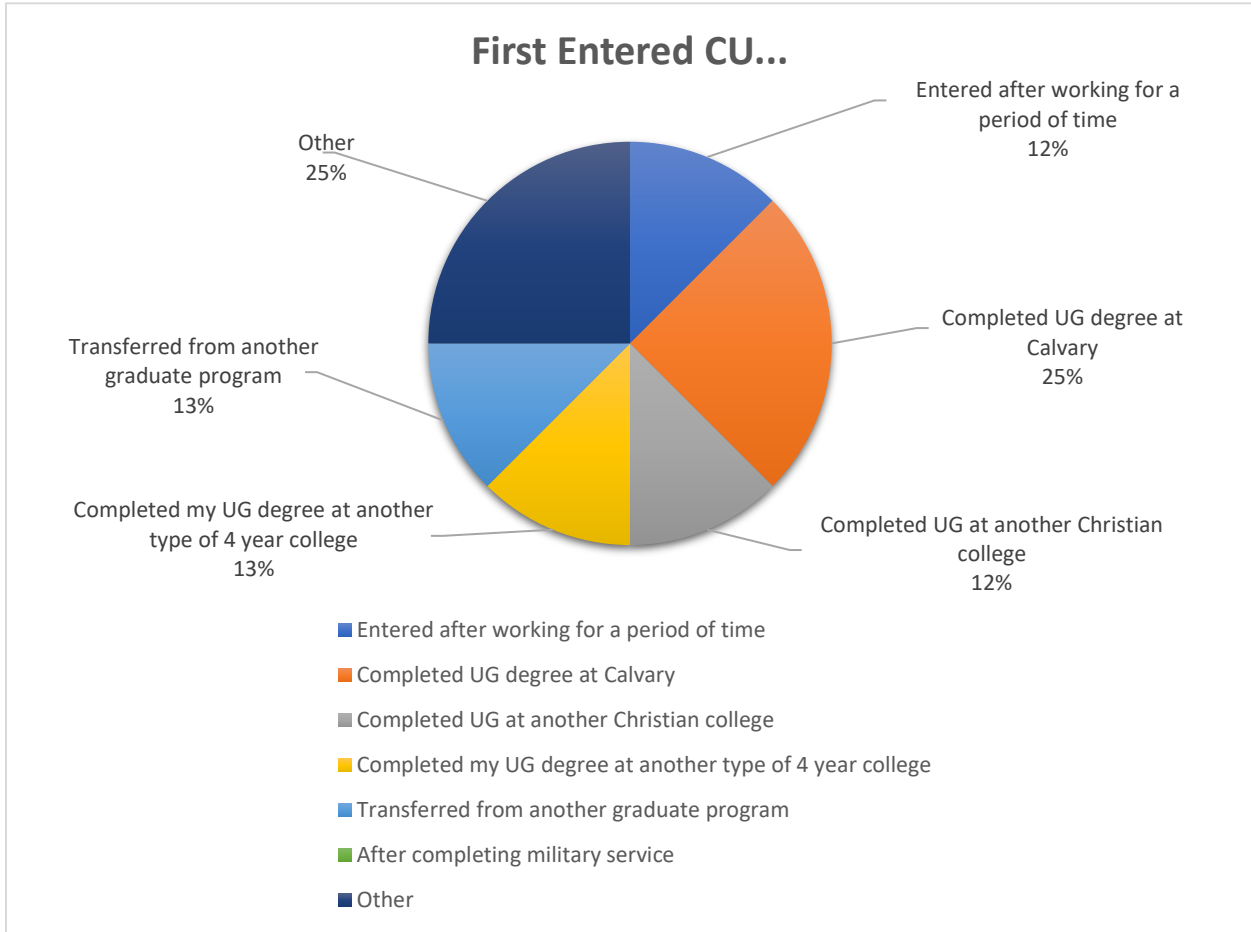


Reasons for Attending Calvary Respondents could choose more than one



What career do you plan to pursue?





Graduates' Experience of Calvary's Effectiveness

Graduates were asked to evaluate and rate the effectiveness of various institutional services based upon the graduate's personal experience on a scale of 1 to 5; 1 being very dissatisfied and 5 being very satisfied.¹

Service or Activity	2024		
Admissions	4.62	93%	A
Registrar	4.38	88%	B+
Academic Advising	4.43	89%	B+
Accommodations Support Office	5.00	100%	A
Clark Academic Center	3.16	63%	D
Financial Aid Office	4.28	86%	B
Cashier's Office	4.33	87%	B+
Billing and Payment Procedures	4.29	86%	B
Library	4.50	90%	A-
Warrior Café ¹	4.00	80%	B-
Campus Security	3.29	66%	D
IT Department	4.43	89%	B+
Internet Service	4.29	86%	B
Receptionist / Front Desk	3.50	70%	C-
Practical Christian Ministries Dept.	4.57	91%	A-

¹ Grading Scale Cutoffs: 93 = A | 90 = A- | B+ = 87 | B = 83 | B- = 80 | C+ = 77 | C = 73 | C- = 70 | D+ = 67 | D = 63 | D- = 60 | F = 0

*Accommodations Support = 1 response

Graduates' Satisfaction with Calvary University

Graduates were asked to evaluate and rate their satisfaction with various aspects of Calvary based upon the graduate's personal experience on a scale of 1 to 5; 1 being very dissatisfied and 5 being very satisfied.²

Aspect of Calvary	2024		
Testing and Grading System	4.29	86%	B
Quality of Instruction in Major	4.88	98%	A
Availability of instructors	4.63	93%	A
Attitude of faculty toward students (<i>Interactions</i>)	4.76	95%	A
Availability of non-teaching staff	4.38	88%	B+
Attitude of non-teaching staff toward students (<i>Interactions</i>)	4.38	88%	B+
Concern for you as an individual	4.63	93%	A
Variety of courses offered	4.50	90%	A-
General registration process	4.50	90%	A-
Theological distinctives of Calvary	4.57	91%	A-

² Grading Scale Cutoffs: 93 = A | 90 = A- | B+ = 87 | B = 83 | B- = 80 | C+ = 77 | C = 73 | C- = 70 | D+ = 67 | D = 63 | D- = 60 | F = 0

Preparation and Readiness

Graduates were asked to assess and rate their readiness for employment and ministry on a scale of 1 to 5; with 1 meaning very little and 5 meaning a great deal with the statements below.³

Experience at Calvary	2024		
To what extent is your employment or anticipated employment related to your major?	5.00	100%	A
How has your education contributed to your spiritual growth in the dispensational approach to the interpretation of Scripture?	4.00	80%	B-
How has your education at Calvary contributed to your confidence in utilizing a "literal grammatical historical hermeneutic" approach to studying Scripture?	4.83	87%	B+
How has your education at Calvary contributed to your confidence to your spiritual growth in a biblical and theological foundation for ministry and study?	4.13	83%	B
How has your education at Calvary contributed to your spiritual growth in a Biblical philosophy of ministry?	4.00	80%	B-
How has Calvary influenced your desire to serve in ministry?	3.71	74%	C
How has Calvary equipped and encouraged you to recognize and utilize your gifts and abilities to serve in ministry?	4.29	86%	B
How has Calvary equipped and encouraged you to develop discipling relationships and contribute to the spiritual growth of others?	4.00	80%	B-
How has Calvary equipped and encouraged you to be effective in ministry by employing principles of servant leadership?	4.57	91%	A-
If I could start grad school over, I would choose Calvary.	4.38	88%	B+

³ Grading Scale Cutoffs: 93 = A | 90 = A- | B+ = 87 | B = 83 | B- = 80 | C+ = 77 | C = 73 | C- = 70 | D+ = 67 | D = 63 | D- = 60 | F = 0

Calvary's Impact on Students' Personal Growth

Graduates were asked to identify how much their education at Calvary contributed to their personal growth in the following on a scale of 1 to 5. One being Strongly Disagree and 5 being Strongly Agree.⁴

Areas of Personal Growth	2024		
Calvary has prepared me personally for ...			
Improving my quality of life	4.50	90%	A-
Writing effectively	4.38	88%	B+
Speaking effectively	4.25	85%	B
Caring for my own spiritual health	4.00	80%	B-
Calvary has prepared me biblically for ...			
Conducting Biblical research	4.50	90%	A-
Preparedness to biblically evaluate different philosophies and cultures	4.38	88%	B+
Living according to a biblical worldview	4.63	93%	A
Having a deeper understanding of Scripture	4.63	93%	A
Calvary has prepared me professionally for ...			
Ministry	4.50	90%	A-
Employment	4.25	85%	B
Constructing sound conclusions from quantitative & qualitative data	4.38	88%	B+
Leading and guiding others	4.38	88%	B+
Recognizing assumptions, making logical inferences, and reaching the correct conclusions	4.25	85%	B
Conducting research	4.63	93%	A

⁴ Grading Scale Cutoffs: 93 = A | 90 = A- | B+ = 87 | B = 83 | B- = 80 | C+ = 77 | C = 73 | C- = 70 | D+ = 67 | D = 63 | D- = 60 | F = 0

Sources of Funding

Graduates were asked to indicate source(s) of financial support received from the categories below. Statistics reflect a percentage of responses that selected each category. Choices: None at All; Very Little; Some; A Moderate Amount; Quite a Bit; Very Much

	2024
Sources of Funding	% Indicating some level of support
Parents, relatives, or friends	50%
Employment by Calvary	0%
Full-time employment while attending school	90%
Part-time employment while attending school	60%
Summer employment	0%
Personal savings	71%
Spouse's income	73%
Social Security benefits	0%
Veteran's benefits	13%
Educational grants (<i>Pell, Private, etc.</i>)	40%
Scholarships from Calvary	15%
Scholarships (<i>Other sources, private, federal, etc.</i>)	40%
Loans (<i>Student loans, bank loans, etc.</i>)	13%
Reimbursement by employer	0%
Other	0%

2024 Graduate Debt Responses

Number of students responding with debt: 1
 Number of students responding with no debt: 6